


Introducing our new

CCi-220



CCi 220/75 - 75 LB x .02 LB **NEW!**
CCi 220/150 - 150 LB x .05 LB **NEW!**
CCi 220 - 220 LB x .1 LB
CCi 220/300 - 300 x .1 LB **NEW!**
NON-LEGAL FOR TRADE CAPACITY
CCi 220/30 - 30 LB x .01 LB **NEW!**

- **NTEP Approved**
Meets or exceeds NIST
Handbook 44 Requirements
- **Legal for Trade**
- **Economical**
- **Durable**
- **Reliable**
- **Accurate**



COC#97-087 A2
Class III

CCi
SCALE COMPANY, INC.

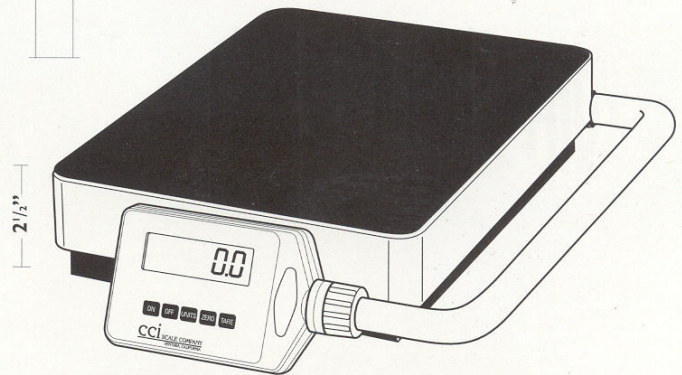

ELECTRONIC SHIPPING SCALES

CCi-220

220 lb x .1 lb / 100 kg x .05 kg

FEATURES AND SPECIFICATIONS

- High Quality Load Cell Technology
- Full Tare Capability
- Built-in Rechargeable Battery
- AC Adapter included
- Net Weight Tare Indicator
- Zero Indicator
- Negative Value Indicator
- Weights & Measures Sealable
- Large 1" LCD Display
- Stainless Steel Pan
- Auto Calibration
- Bubble Balance and Leveling Feet
- Low Battery Indicator
- LB/KG Conversion
- Adjustable Indicator
- Adjustable Tower
- One Year Manufacturer's Warranty



SHIPPING CONTAINER

SIZE (H x W x D)	WEIGHT
9" x 14" x 28"	34 lb.

DISTRIBUTED BY:

CCi SCALE COMPANY, INC.
VENTURA, CALIFORNIA