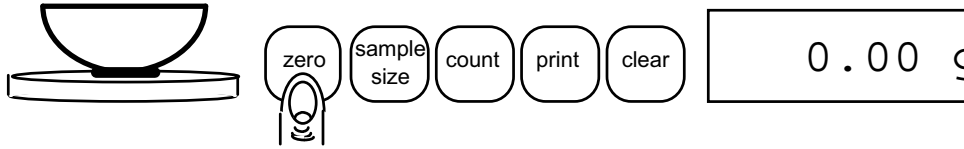
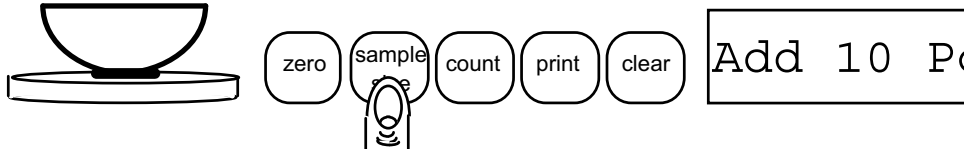


BASIC COUNTING USING THE SAMPLE SIZE KEY

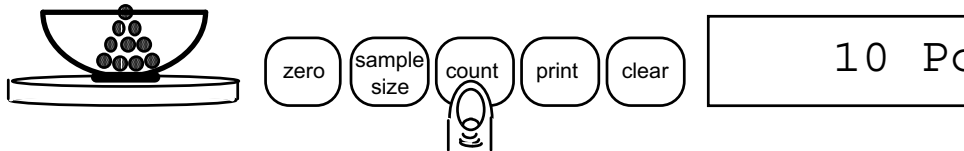
To count a number of like objects on the scale, use the following procedure:



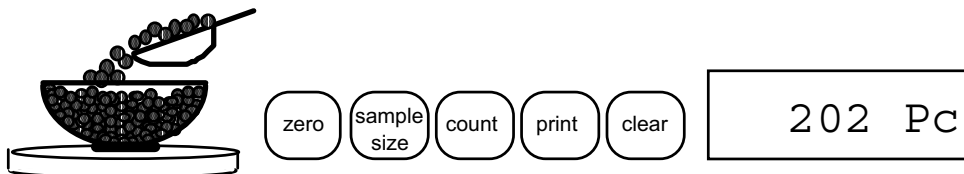
1. Place an empty container on the scale. Press the **zero** key.



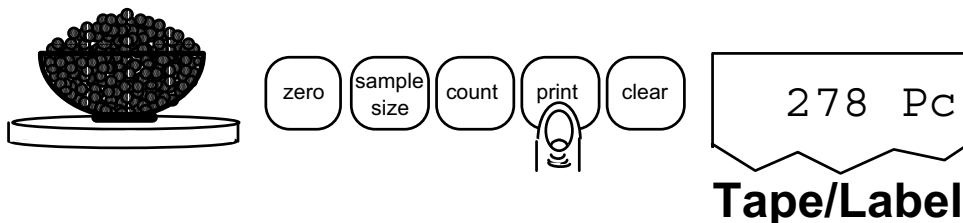
2. Press the **sample size** key. Each time the key is pressed the requested sample size will increase (i.e., Add 10, 25, 50, 100 PCs).



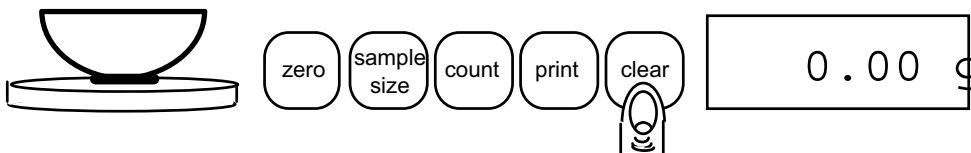
3. Place the requested number of pieces in the container. Press the **count** key.



4. Fill the container to the desired number of pieces.



5. Press the **print** key to generate a tape/label or to transmit the data from the RS-232 port.



6. Remove the pieces from the container and press the **clear** key to return the scale to the weight display.